

**NINI SECURITIES (PVT) LTD.**  
**HALF YEARLY ACCOUNTS (UN-AUDITED)**  
**AS AT DECEMBER 31, 2024**

**NINI SECURITIES (PRIVATE) LIMITED**  
**STATEMENT OF FINANCIAL POSITION (UN-AUDITED)**  
**AS AT DECEMBER 31, 2024**

	NOTE	2024 DECEMBER RUPEES	2024 JUNE RUPEES
<b><u>ASSETS</u></b>			
<b>Non-Current Assets</b>			
Property and equipmer	4	7,469,128	8,250,802
Intangible assets	5	2,851,176	2,890,195
Long term investment	6	80,600,538	47,834,448
Long term deposit	7	612,480	612,480
		<b>91,533,322</b>	<b>59,587,925</b>
<b>Current Assets</b>			
Trade debts	8	20,781,995	5,487,100
Deposits	9	25,000	25,000
Loan and other receiva	10	1,975,374	934,822
Tax refunds due from the Gover		-	112,089
Cash and bank balance	11	47,904,081	31,052,444
		<b>70,686,449</b>	<b>37,611,455</b>
<b>Total Assets</b>		<b>162,219,771</b>	<b>97,199,380</b>

**CAPITAL & LIABILITIES**

**Share Capital and Reserves**

<b>Authorized Capital</b>			
10,000,000 Ordinary shares of F		<b>100,000,000</b>	<b>100,000,000</b>
<b>Issued, subscribed and paid-up</b>			
		100,000,000	100,000,000
<b>Revenue reserve</b>			
Unappropriated profit		11,018,488	(13,479,931)
<b>Shareholders' equity</b>		<b>111,018,488</b>	<b>86,520,069</b>

**Non-Current Liabilities**

-	-
-	-

**Current Liabilities**

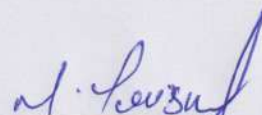
Trade and other payabl	13	50,871,410	10,104,766
Income Tax Payable		329,873	574,545
		<b>51,201,283</b>	<b>10,679,311</b>

**Contingencies & Commitments** 14

<b>Total Equity and Liabilities</b>		<b>162,219,771</b>	<b>97,199,380</b>
-------------------------------------	--	--------------------	-------------------

  
 Chief Executive



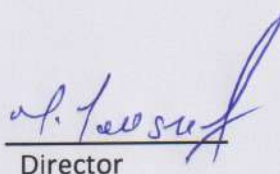
  
 Director

**NINI SECURITIES (PRIVATE) LIMITED**  
**STATEMENT OF PROFIT OR LOSS (UN-AUDITED)**  
**AS AT DECEMBER 31, 2024**

	NOTE	2024 DECEMBER RUPEES	2024 JUNE RUPEES
Operating revenue	15	4,370,890	6,743,842
Administrative expenses	16	(5,358,702)	(12,024,042)
<b>Operating (loss) / profit</b>		<b>(987,812)</b>	<b>(5,280,200)</b>
Other income	17	26,296,033	22,950,595
Other expenses	18	(809,801)	(1,880,732)
Financial cost		-	-
<b>Profit / (loss) before levy and tax</b>		<b>24,498,420</b>	<b>15,789,663</b>
Levy		-	(827,303)
Taxation - net		-	57,646
<b>Net (loss) / profit after taxation</b>		<b>24,498,420</b>	<b>15,020,006</b>

  
Chief Executive



  
Director



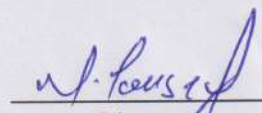
**NINI SECURITIES (PRIVATE) LIMITED**  
**STATEMENT OF CASH FLOWS**  
**AS AT DECEMBER 31, 2024**

	Note	2024 DECEMBER RUPEES	2024 JUNE RUPEES
<b>A. CASH FLOW FROM OPERATING ACTIVITIES</b>			
Loss before taxation		24,498,420	15,789,663
Adjustment for:			
Depreciation		781,674	908,536
Amortization		39,020	43,355
Capital Gain/loss on disposal of investments		(11,210,817)	(16,055,854)
Remeasurement Gain/ loss on investments		(24,505,453)	(5,283,875)
Cash outflows before working capital changes		<u>(10,397,155)</u>	<u>(4,598,175)</u>
Working capital changes			
(Increase) / decrease in current assets			
Trade debts		(15,294,895)	1,189,243
Short-term deposits		-	(101,480)
Loans, advances and prepayments		(1,040,552)	1,099,511
Sales tax refundable		112,089	(97,779)
Increase / (decrease) in current liabilities			
Trade and other payables		40,766,644	(2,245,002)
		<u>24,543,286</u>	<u>(155,507)</u>
Cash generated from / (used in) operations		<u>14,146,131</u>	<u>(4,753,682)</u>
Income taxes paid		<u>(244,674)</u>	<u>(221,846)</u>
Net cash generated from / (used in) operating activities		<u>13,901,457</u>	<u>(4,975,528)</u>
<b>B. CASH FLOWS FROM INVESTING ACTIVITIES</b>			
Short-term investments disposed off / (made) - net		2,950,180	5,920,399
Capital expenditure incurred	4.1	-	(135,500)
Net cash generated from / (used in) investing activities		<u>2,950,180</u>	<u>5,784,899</u>
Net increase / (decrease) in cash and cash equivalents (A+B)		16,851,637	809,371
Cash and cash equivalents at the beginning of the year		31,052,444	30,243,073
Cash and cash equivalents at the end of the year	12	<u>47,904,081</u>	<u>31,052,444</u>

The annexed notes from 1 to 27 form an integral part of these financial statements.

  
Chief Executive



  
Director

**NINI SECURITIES (PRIVATE) LIMITED**  
**STATEMENT OF CHANGES IN EQUITY**  
**AS AT DECEMBER 31, 2024**

	<i>Issued, subscribed and paid-up capital</i>	<i>(Accumulated losses) / Unappropriated profit</i>	<i>Total Shareholders' Equity</i>
	<i>----- (Rupees) -----</i>		
Balance as at June 30, 2023	100,000,000	(28,499,937)	71,500,063
Total comprehensive loss for the year	-	15,020,006	15,020,006
Balance as at June 30, 2024	100,000,000	(13,479,931)	86,520,069
Total comprehensive loss for the year	-	24,498,420	24,498,420
Balance as at December 31, 2024	100,000,000	11,018,489	111,018,484

NOTE	2024	
	DECEMBER RUPEES	JUNE RUPEES
<b>4</b>	<b>PROPERTY &amp; EQUIPMENTS</b>	
	Office Premises	5,403,601
	Office Equipment	5,688,001
	Computers & Asseccories	216,578
	Vehicle	61,447
		87,782
		1,787,502
		2,234,378
		7,469,128
		8,250,802
<b>5</b>	<b>INTANGIBLE ASSETS</b>	
	Trading right entitlement certificate (TREC)	2,500,000
	Computer software	2,500,000
	Less : 10% Amortization	390,195
		433,550
		(39,020)
		(43,355)
		2,851,176
		2,890,195
<b>6</b>	<b>LONG TERM INVESTMENT</b>	
	<i>Pakistan Stock Exchange Limited</i>	
	Carrying value	60,069,130
		42,550,573
	(Loss) / gain on remeasurement of investments available for sale	24,505,453
		5,283,875
		80,600,538
		47,834,448
<b>7</b>	<b>LONG TERM DEPOSIT</b>	
	National Clearing Company of Pakistan Limited	400,000
	Central Depository Company	400,000
	Base Minimum Capital	100,000
	GEM Board Deposit	100,000
		12,480
		12,480
		612,480
		612,480
<b>8</b>	<b>TRADE DEBTS</b>	
	Considered good	20,781,995
		5,487,100



9 **DEPOSITS**

Margin	25,000	25,000
	<b>25,000</b>	<b>25,000</b>

10 **LOAN AND OTHER RECEIVABLE**

<b>Loan</b>		
- to employee	1,860,700	810,700
<b>Other receivable</b>		
- from NCCPL	7,404	-
- from PSX	54,146	-
- Others	53,124	124,122
	<b>1,975,374</b>	<b>934,822</b>

11 **CASH AND BANK BALANCES**

<b>Cash in hand</b>	5,815	-
<b>Cash at bank</b>		
- Own		
in current account	7,341,171	23,123,482
- Client		
in current account	40,557,094	7,928,962
	47,898,266	31,052,444
	<b>47,904,081</b>	<b>31,052,444</b>

12 **ISSUED, SUBSCRIBED AND PAID-UP CAPITAL**

2024	2024		
	<i>Number of Shares</i>		
<b>10,000,000</b>	<b>10,000,000</b>	<b>100,000,000</b>	<b>100,000,000</b>

13 **TRADE AND OTHER PAYABLES**

Trade creditors	50,636,497	7,927,698
Accrued liabilities	23,560	1,757,970
Sales tax payable	126,806	21,103

Income tax payable	84,546	75,757
Loan from Director	2,550,000	-
Workers Welfare Fund payable	322,238	322,238
	<u>50,871,409</u>	<u>10,104,766</u>

#### 14 **CONTINGENCIES & COMMITMENTS**

##### 15.1 *Contingencies*

There are no contingencies as on the balance sheet date.

#### 15 **OPERATING REVENUE**

Commission income	<u>4,370,890</u>	<u>6,743,842</u>
-------------------	------------------	------------------

#### 16 **ADMINISTRATIVE EXPENSES**

Salaries and other benefits	2,815,000	7,640,000
PSX charges	468,170	783,482
Printing and Stationary	56,045	129,220
Communication	69,829	132,019
Utilities	190,903	373,896
Legal and professional charges	142,294	367,870
Office maintenance	105,600	34,700
Software maintenance	271,452	572,033
Depreciation	781,674	908,536
Amortization	39,020	43,355
Conveyance expense	136,225	431,300
Entertainment	282,490	607,631
	<u>5,358,702</u>	<u>12,024,042</u>

#### 17 **OTHER INCOME**

##### *- from financial assets*

Dividend income	1,761,164	1,376,605
Markup income	6,930	60,983
Miscellaneous income	213,391	173,278
	<u>1,768,094</u>	<u>1,610,866</u>



Capital gain on disposal of investments - net	11,210,817	16,055,854
---	------------	------------

Unrealized gain on remeasurement of investments carried at fair value through profit or loss - net	24,505,453	5,283,875
---	------------	-----------

*- from other than financial assets*

Commission income on IPO

22,487	-
22,487	-
26,296,033	22,950,595

## 18 OTHER EXPENSES

Capital loss on disposal of investments carried at fair value through profit or loss - net	-	-
---	---	---

Unrealized loss on remeasurement of investments carried at fair value through profit or loss - net	-	-
---	---	---

Donation	753,500	876,600
----------	---------	---------

Miscellaneous expenses	56,301	277,694
------------------------	--------	---------


Auditor's remuneration	-	404,200
------------------------	---	---------

Provision for Workers' Welfare Fund	-	322,238
-------------------------------------	---	---------

809,801	1,880,732
---------	-----------

  
Chief Executive



  
Director